



CLEAN + CARE®
PROFESSIONAL
ULTRASONIC CLEANER



PROFESSIONAL
CLEANING RESULTS
IN YOUR HOME

EASY • EFFECTIVE • FAST

Congratulations on your purchase of the

CLEAN + CARE®
PROFESSIONAL
ULTRASONIC CLEANER

To successfully and safely clean your jewelry like a professional, be sure to read and thoroughly follow the instructions included in this booklet.



Ultrasonic technology generates millions of tiny bubbles using high-frequency sound waves.

The movement of these bubbles cleans delicate jewelry safely and effectively for

absolutely sparkling results.

WHAT TO CLEAN

The Clean + Care® Professional Ultrasonic Cleaner can clean a variety of jewelry, metals and other items.

Use the chart below to determine the best way to clean.

GEMSTONES	CLEAN WITH ULTRASONIC ⁽⁴⁾	NOT RECOMMENDED
Amber		•
Amethyst	•	
Aquamarine	•	
Citrine	•	
Cubic Zirconia	•	
Diamond ⁽¹⁾	•	
Doublet		•
Emerald ⁽²⁾		•
Garnet	•	
Jade	•	
Lapis Lazuli		•
Moissanite	•	
Opal		•
Pearl		•
Quartz	•	
Ruby ⁽²⁾		•
Sapphire	•	
Topaz	•	
Turquoise		•

WHAT TO CLEAN

The Clean + Care® Professional Ultrasonic Cleaner can clean a variety of jewelry, metals and other items.

Use the chart below to determine the best way to clean.

METALS	CLEAN WITH ULTRASONIC ⁽⁴⁾	NOT RECOMMENDED
Brass	•	
Copper	•	
Gold (10, 14, 18kt)	•	
Gold, Plated	•	
Palladium	•	
Platinum	•	
Rhodium Plated	•	
Silver, Antiqued		•
Silver, Plated ⁽³⁾	•	
Silver, Sterling ⁽³⁾	•	
Stainless Steel	•	
Titanium	•	
Tungsten		•

(1) Do not attempt to clean clarity-enhanced diamonds in an ultrasonic cleaner, as they can be damaged by ultrasonic waves.

(2) Many emeralds and rubies are filled for clarity enhancement and can be damaged by ultrasonic waves. Use with caution or consult your jeweler before cleaning these gemstones with an ultrasonic cleaner.

(3) Ultrasonic machines can only clean silver jewelry, not remove tarnish. Use only with water or a non-ammoniated cleaner.

(4) Damaged jewelry should not be cleaned using an ultrasonic cleaner. Consult your professional jeweler if you have any questions on what can or cannot be cleaned using an ultrasonic cleaner.

ADDITIONAL CLEANING INFORMATION

OTHER ITEMS THAT CAN BE CLEANED

In addition to your favorite jewelry pieces, you can clean a variety of other items in the Clean + Care® Professional Ultrasonic Cleaner.



Glasses



Sunglasses



Combs



Electric
shaver heads



Dental
appliances



Cuff links



Brooches



Body
piercings



Grills (decorative
teeth coverings)



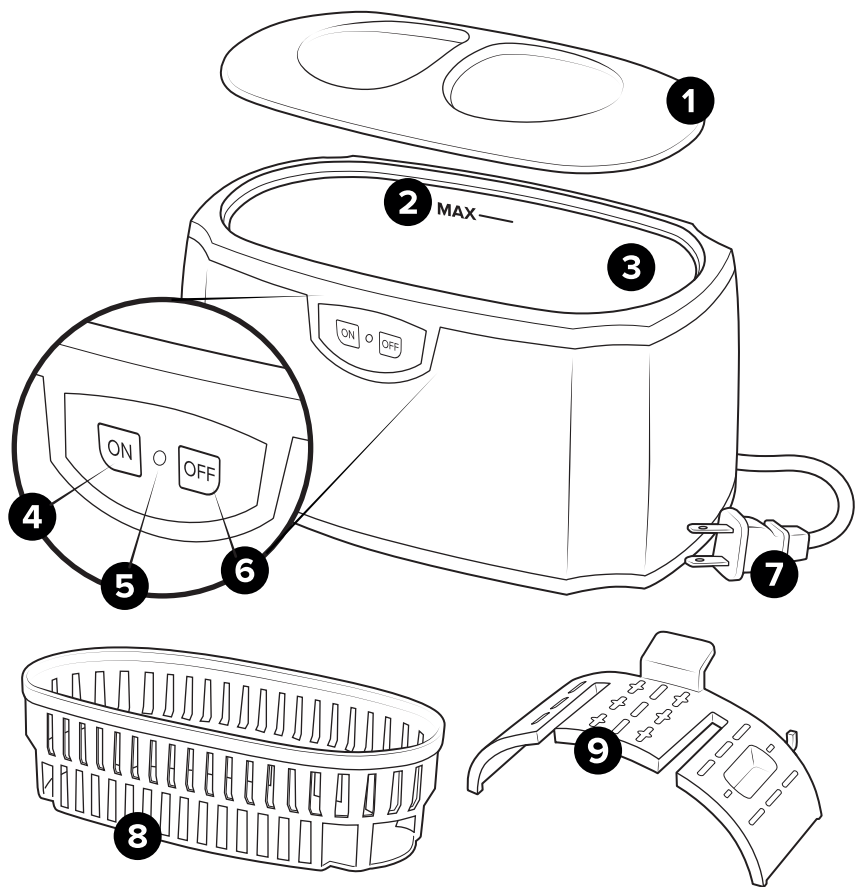
Badges and
Keychains

JEWELRY PIECES NOT RECOMMENDED

Some styles of jewelry are not recommended for cleaning in the Clean + Care® Professional Ultrasonic Cleaner. Using any ultrasonic cleaner may cause damage to these types of pieces. If you have any questions please contact your professional jeweler for advice and specific jewelry care instructions.

- Jewelry with damaged settings
- Items with wood components
- Items with leather components
- Jewelry with loose stones or settings
- Beaded or stranded jewelry
- Antique pieces

FIGURES AND ACCESSORIES



1 Lid

2 MAX Fill Line

3 MAX Fill Line

4 ON Button

5 Power Indicator Light

6 OFF Button

7 Plug and Cord

8 Jewelry Cleaning Basket

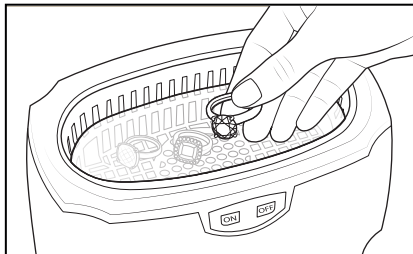
9 Watch Cleaning Accessory

INSTRUCTIONS FOR USE

CAUTION

ALL SAFETY INSTRUCTIONS SHOULD BE FOLLOWED WHEN USING THIS APPLIANCE.

- 1** Place appliance on a flat, dry, level surface near an electrical outlet.
- 2** Place the jewelry basket provided with the appliance in the tank, and place items to be cleaned into the basket. The basket is designed to protect jewelry during the ultrasonic cleaning process.
- 3** Fill the tank with water, so that the items are submerged, but do not exceed the "MAX" fill line.
- 4** With dry hands, insert the plug into a polarized outlet. Refer to SAFETY INSTRUCTIONS in this user manual for additional precautions.
- 5** Press the "ON" button to begin the cleaning cycle. The red power indicator bulb will light.
- 6** The appliance will shut off automatically after 3 minutes. Do not leave this appliance unattended during use.
- 7** When finished, unplug the appliance. Remove, rinse and dry any items after cleaning. Carefully empty all liquid from the appliance, and dry thoroughly. Wrap cord loosely, and store in a dry location.



INSTRUCTIONS FOR USE

CAUTION

ALL SAFETY INSTRUCTIONS SHOULD BE FOLLOWED WHEN USING THIS APPLIANCE.

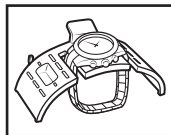
FOR EXTRA THOROUGH CLEANING



When cleaning heavily soiled items, you can add one tablespoon (0.5 oz or 15ml) of Gem Glow Delicate Jewelry Cleaner to the water, for enhanced cleaning. Consult your professional jeweler for detailed instructions.

To refill your Delicate Jewelry Cleaner, find a Walmart store near you at www.gemglowcleaner.com

TO CLEAN WATCHES



When cleaning watches, use the watch holder provided with this appliance. This is designed to keep a watch case from being submerged in the liquid during cleaning. Rest the watch case on top of the holder, and put the bracelet through the two slots to hold the watch in place.

Note: Use only the accessories provided with this appliance.

Note: Even if a watch is waterproof, ultrasonic sound waves can create bubbles that can penetrate a watch case. It is not recommended to clean watches in this appliance without using the watch holder to prevent the case from being submerged. If the watch holder does not support your watch and hold it so that it is higher than the liquid in the tank, do not clean the watch in this appliance.

IMPORTANT SAFETY INSTRUCTIONS

THE FOLLOWING INSTRUCTIONS, DIRECTIONS, WARNINGS AND PRECAUTIONS SHOULD BE FOLLOWED AT ALL TIMES TO REDUCE THE RISK OF ELECTRIC SHOCK, BURNS, FIRE OR INJURY TO PERSONS.



READ ALL INSTRUCTIONS BEFORE USING THIS APPLIANCE.

To reduce the risk of electric shock, do not expose this appliance to rain or similar moisture. Do not use while bathing or in a shower. Do not drop or immerse the appliance in water or other liquids, and do not place or store the appliance where it could fall or be pulled into a sink, or tub, or shower. Care should be taken so that liquids are not spilled onto the appliance. Do not operate this appliance if it has been previously dropped into water. **DO NOT REACH** for this or any appliance that has fallen into water; and instead unplug it immediately. Do not use this appliance with flammable, corrosive, abrasive or toxic liquids. Use only with water, or water-based solutions. Do not fill or empty this appliance with any liquid while it is plugged into a power outlet. Do not fill with any liquid past the "MAX" fill line in the tank.

To reduce the risk of electrical shock, this appliance has a polarized plug, with one blade wider than the other. This plug will fit in a polarized outlet only one way. If the plug does not fit fully in the outlet, reverse the plug. If it still does not fit, contact a qualified electrician to install a proper outlet. Never use with an extension cord unless plug can be fully inserted. Do not alter the plug in any way. Do not operate if the plug or cord is damaged in any way. Do not unplug by pulling on the cord; instead, to unplug, grasp the plug, not the cord. Do not leave appliance plugged into an outlet when not in use. Wrap cord loosely for storage. Do not let the cord hang over the edge of a table or counter, or touch hot surfaces.

To reduce the risk of electric shock, do not remove the outside plastic housing. There are no serviceable parts inside. Do not modify or tamper with the appliance or controls in any way. Do not attempt to repair or disassemble the appliance in any way.

Changes or modifications not expressly approved by the party responsible for compliance could void the user's authority to operate this device.

This device complies with part 15 of the FCC Rules. Operation is subject to the following two conditions: (1) This device may not cause harmful interference, and (2) this device must accept any interference received, including interference that may cause undesired operation.

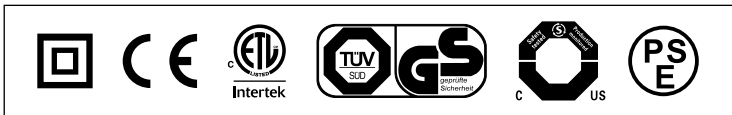
KEEP OUT OF REACH OF CHILDREN.

For household use only. Do not use outdoors.

SAVE THESE INSTRUCTIONS

PRODUCT SPECIFICATIONS

MODEL NO:	TKCUS45-450
TIMER SETTING:	3 MINUTES AUTOMATIC SHUT-OFF
VOLTAGE:	120V
ULTRASONIC FREQUENCY:	45kHz
TANK MATERIAL:	STAINLESS STEEL SUS304
HOUSING MATERIAL:	ABS
DIMENSIONS:	200mm X 115mm X 115mm 7.9in X 4.5in X 4.5in
TOTAL TANK CAPACITY:	420ml 14oz
MAX FILL CAPACITY:	330ml 11oz
POWER SUPPLY:	26W (AC 100-120V,50/60Hz)
POWER CORD LENGTH:	1.5m 5ft
NET WEIGHT:	630g 22oz
GROSS WEIGHT:	860g 30oz



The CLEAN + CARE® PROFESSIONAL ULTRASONIC CLEANER, when used in accordance with manufacturer's instructions and under normal use, is guaranteed to be free from manufacturing defects for one year after the date of purchase.

Distributed by
Wal-Mart Stores, Inc.
Bentonville, AR 72716

www.GemGlowCleaner.com

